

Quick Reference for the new *Nexis*[®] service 5.1 at *www.nexis.com*

Sign In

1. Go to <http://www.nexis.com>
2. Enter your *nexis.com*[®] user ID and password.
3. Click **Sign In**.

Search

1. General Search will be the default tab that will open.
2. For new users, Easy Search[™] will be the default page. Existing customers will open to Power Search.

Easy Search[™]

While Easy Search is the default page for all new *Nexis*[®] service users, once signed in, you can make any page your default page.

1. Click **Easy Search**.
2. Search using natural language or "Terms and Connectors." The new *Nexis* service will automatically detect what you are using.
3. Select from six major categories: News, Industry, Countries, Company, People and Legal. Check off as many as you need.
4. Enter a search term.
5. Click on red search button.

Power Search

In Power Search, you have all the options under Easy Search and more.

1. Click on **Power Search** tab.
2. Select Power Search if you want to select specific sources or use LexisNexis SmartIndexing Technology™ in your search.
3. Search using “Terms and Connectors” or “Natural Language.” Choose your preference at the top of the form.
4. Enter your keywords or phrases.
5. To refine search, click on **Add precision keywords (SmartIndexing) to your search.**
6. Choose your sources in the drop down menu from the Select Sources category.
7. The drop down menu contains commonly used sources in **Nexis**. If you are a previous user of **Nexis**, any saved “Favorite Sources” will be transferred to the new **Nexis** service.
8. Add additional sources if your source does not appear in the drop down through “Find More Sources” Link.
9. Create and name up to 50 favorite sources or source groups.

LexisNexis® SmartIndexing Technology™

LexisNexis SmartIndexing Technology helps you find targeted information in all News and Company documents.

1. Click on **Add precision keywords (SmartIndexing) to your search...**
2. In the new browser window, enter keywords.
3. Click on **Find Terms** drop down menu to choose how you want to execute your search.
4. Select from “Containing,” “Exactly Match,” or “Start With” to search with your new term.

Choose the index from which you would like to search. You may select from a general list or specify the company, subject or industry to limit the search. Click on the drop down menu. Results will appear below the **Find Index Terms** form. For specific company search, use the **Company Index** drop down menu.

↓ To improve your results, select LexisNexis® Index Terms to add to your search.

Go Back

Corporate Structure for: ROYAL DUTCH PETROLEUM COMPANY - HAGUE, NETHERLANDS

Ultimate Parent Including Subsidiaries

- ROYAL DUTCH PETROLEUM COMPANY - HAGUE, NETHERLANDS
 - SHELL INTERNATIONAL PETROLEUM CO LTD - HAGUE, NETHERLANDS
- SHELL NEDERLAND B.V. - HAGUE, NETHERLANDS**
 - SHELL NEDERLAND VERKOOPMAATSCHAPPIJ - CAPELLE AAN DE IJSSEL, NETHERLANDS
- BASELL N.V. - HOOFDDORP, NETHERLANDS
- MONTELL POLYOLEFINS - HOOFDDORP, NETHERLANDS**
 - NEDERLANDSE AARDOLIE MAATSCHAPPIJ B.V. - ASSEN, NETHERLANDS
- THE SHELL COMPANY (PUERTO RICO) LTD. - SAN JUAN, PR**
 - SHELL OIL COMPANY - HOUSTON, TX
 - SHELL OIL PRODUCTS US - HOUSTON, TX
- SHELL PETROLEUM INC. - HOUSTON, TX**
 - TEJAS GAS HOLDING INC. - HENDERSON, TX
- A/S DANSK SHELL - NAERUM, DENMARK
- A/S NORSKE SHELL - OSLO, NORWAY
- AB SVENSKA SHELL - BROMMA, SWEDEN
- ABU DHABI COMPANY FOR ONSHORE OIL OPERATIONS - ABU DHABI, UNITED ARAB EMIRATES
- ABU DHABI GAS INDUSTRIES COMPANY - ABU DHABI, UNITED ARAB EMIRATES
- BAYER - SHELL ISOCYANATES N.V.
- BELGIAN SHELL, S.A. - BRUSSELS, BELGIUM
- BRITISH PIPELINE AGENCY - HEMEL HEMPSTEAD, UNITED KINGDOM
- BRUNEI LNG - SERIA, BRUNEI DARUSSALAM


View Selected

Click on **View Corporate Structure** to see complete hierarchy of organizations. Select **Ultimate Parent Including Subsidiaries** to roll up entire selection in search string or click on **Plus** to drill down and find specific subsidiary. Click on your selection and hit **OK-Add to Search**.

To ensure that you have found the correct company, click **I** to get details on the firm. Select as many subsidiaries as you want. If you check major subsidiary or the ultimate parent, it will give you all the companies included lower in the hierarchy. Once you check the index terms you want, they are saved in your search. Click **OK-Add to Search** in lower right-hand corner.

Sources

Source selection has been greatly enhanced in *Nexis*. We have made it easier for you to quickly find the sources that you need, as well as access relevant sources that you didn't even know you had.

1. Click on the **Sources** tab.
2. Select from **Browse Sources** or **Find Sources**.
3. Under the **Find Sources** tab you can search sources by Keyword (if you know all or part of a source name) Alphabetical order, or Source code. The Find Sources tab is best if you know all or part of the source name you are looking for, or if you would like to check to see if a source is available.
4. The **Browse Sources** tab allows you to browse source by the following categories: Publication Type, News and Business, Industry and Area of Law. You can then further filter by Country or Topics. The Browse Sources tab is best if you'd like topic suggestions and want to take the guesswork out of finding appropriate sources.
5. Click on the  icon next to the source name for more information about that source.
6. After selecting any source, you can name it or add it to your Favorites. When selecting multiple sources, you may combine* them and save them as a unit so they can be searched at the same time in the future.
7. After you have finished selecting sources, click on the **OK-Continue** button and you will return to the Power Search form where you will see the list of sources you have selected in the drop down list.

Note: *Not all sources can be combined with other sources.*

Nexis® Start | Project: None | Preferences | Sign Out | Contact Us | Help


Search **Sources** History & Alerts

Browse Sources **Find Sources**




Find Sources ?

1 By Keyword Alphabet Source Code

2 Enter keywords and/or select categories to find matching sources


Keyword 
 e.g.: "New York Times" or Times New York


Publication Type

- All Publication Types
-  News
-  Companies & Organizations
-  Industries & Markets

Topics

News & Business Topics	Industry	Legal
<input checked="" type="checkbox"/> All Topics	<input checked="" type="checkbox"/> All Topics	<input checked="" type="checkbox"/> All Topics
<input type="checkbox"/> General News Sources	<input type="checkbox"/> General Industry Sources	<input type="checkbox"/> General Legal Sources
<input type="checkbox"/> Business & Management	<input type="checkbox"/> Accounting & Tax	<input type="checkbox"/> Accounting Law
<input type="checkbox"/> Company Information	<input type="checkbox"/> Agriculture & Forestry	<input type="checkbox"/> Administrative Law
<input type="checkbox"/> Crime & Justice	<input type="checkbox"/> Automotive	<input type="checkbox"/> Administrative Procedure & ...

 Regions of Coverage : All Countries
 Publication Languages : All Languages
 Frequency of Update : All Frequencies



Find Sources

1. Under the Keyword option, you can focus your source selection by Publication Type or Topic (News and Business, Industry and Legal). Additionally, you can click on the **More Options** link and choose your source based upon Regions of Coverage, Publication Languages and Frequency of Update.
2. Under the Alphabet option, you can see a list of sources in alphabetical order. You can further filter by Country as well.
3. Under the Source Code option, you can find a source using classic library/file name source codes.
4. Click on the **OK-Continue** button to add sources to your search

The screenshot shows the 'Find Sources' page in the Nexis interface. At the top, there are tabs for 'Search', 'Sources', and 'History & Alerts'. The 'Sources' tab is active, and the 'Find Sources' sub-tab is selected. Below this, there are three main options: '1 By Keyword', '2 Alphabet', and '3 Source Code'. The 'Alphabet' option is selected. A second filter step shows '2 Choose: 0-9 A B C D E F G H I J K L M N O P Q R S T U V W X Y Z'. A third filter step shows '3 Filter by: Country' with a dropdown menu set to 'All Countries'. A fourth step shows '4 Select sources below to search' with a '00 Selected' indicator and 'View' and 'OK-Continue' buttons. The main content area displays '1-50 of 1759 "A" Sources' and a 'Page starting with: A&D Watch' dropdown. A list of sources follows, each with a checkbox and a document icon. The first source, 'A&D Watch', is checked. Other sources include 'A&G Information Services: Comtex', 'A.S.A.P.', 'AAA Labor Arbitration Awards', 'AAP Newsfeed', 'AARDS Directory', 'AARDS Media & Production Guide', 'Aargauer Zeitung', 'AB Sette', 'ABA - Civil RICO A Definitive Guide', 'ABA Administrative Law Review', 'ABA Banking Journal', and 'ABA CLE Materials Combined'. On the right side, more sources are listed, including 'ABA Informal Ethics Opinions', 'ABA International Antitrust Cooperation Handbook', 'ABA Journal', 'ABA Journal eReport', 'ABA Journals Combined', 'ABA Model Jury Instructions in Civ. Antitrust Cases', 'ABA Model Jury Instructions Securities Litigation', 'ABA Model Rules of Professional Conduct and Code of Judicial Conduct', 'ABA Organizational Directories Combined', 'ABA Organizational Representatives', 'ABA Public Utility, Communications and Transportation Law Annual Reports', and 'ABA Publications Bibliography'.

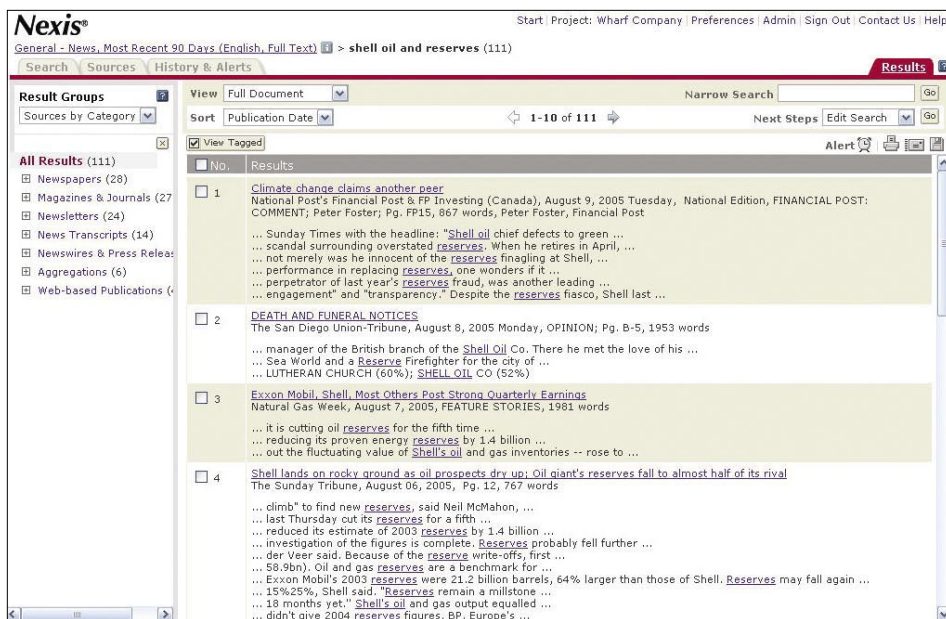
The screenshot shows the 'Browse Sources' page in the Nexis interface. At the top, there are tabs for 'Search', 'Sources', and 'History & Alerts'. The 'Sources' tab is active, and the 'Browse Sources' sub-tab is selected. Below this, there are three main options: '1 By Publication Type', '2 News & Business Topics', '3 Industry', and '4 Area of Law'. The 'Publication Type' option is selected. A second filter step shows '2 Filter by: Country' with a dropdown menu set to 'All Countries' and 'Topics' with a dropdown menu set to 'All Topics'. A 'Find a Source' box is visible on the right. A 'Trail: Publication Type' is shown. A third step shows '3 Select a category to view sources' with a '00 Selected' indicator and 'View' and 'OK-Continue' buttons. The main content area displays a tree view of source categories. The categories are: 'News' (Magazines & Journals, News Transcripts, Newsletters, Newspapers, Newswires & Press Releases, More...), 'Industries & Markets' (Industry Directories & Profiles, Industry Trade Press, More...), 'People' (People Directories & Profiles, People Finder, More...), 'Intellectual Property Records', 'Cases', 'Companies & Organizations' (Company Analyst Reports, Company Directories & Profiles, Company Filings, More...), 'Country & Region Reports', 'Public Records' (Business & Corporation Information, More...), 'Scientific Materials', 'Legislation, Statutes & Codes', 'Law Reviews & Journals', 'Boards, Panels & Tribunals', 'Treatises & Analytical Material', 'Citators & Digests', and 'Doctrine'.

Browse Sources

1. Choose to browse by Publication Type, News and Business, Industry or Legal. You can then further filter by Country or Topics
2. Click on the link beside or below any folder in order to see a list of individual sources, group sources, or aggregated sources.
3. Click on the **Ok-Continue** button to add sources to your search

Results

Results can be viewed in several different ways.



From Easy Search, based on natural language, the results will be displayed with the most recent references first. Click on headline to see the full text of item.



The headline is in bold and the search terms are in red. Browse through the document moving from search term to search term using Hit to Hit functionality in the lower right hand of the screen.

Find Documents with Similar Topics

1. While viewing a document, you can quickly find documents containing similar topics.
2. Click on any document headline.

Nexis® Start | Project: None | Preferences | Sign Out | Contact Us | Help

Easy Search - News | > (INDEX-CODE((SARBANES OXLEY ACT))) (956)

Search Sources History & Alerts Results

Result Groups Sources by Category View Expanded List Narrow Search 1-25 of 956 Next Steps Edit Search

All Results (956)

- Newswires & Press Releases (307)
- Newspapers (238)
- Industry Trade Press (205)
- Aggregate News Sources (183)
- Magazines & Journals (123)
- Legal News (89)
- Newsletters (70)
- Web-based Publications (23)
- News Transcripts (21)
- Scientific Materials (17)
- Industry Directories & Profiles (1)
- Law Reviews & Journals (1)
- News (1)

View Tagged

No.	Results
1	IPO-bound companies need to know Sarbanes-Oxley Boulder County Business Report, September 17, 2004, Vol. 23, No. 20; Pg. 18; ISSN: 1528-6320, 897 words, Quinn, Jennifer
2	Sarbanes-Oxley work overflows from Big 4 to other accountants Boulder County Business Report, September 17, 2004, Vol. 23, No. 20; Pg. 21; ISSN: 1528-6320, 1171 words, Bishop, Laura
3	Sarbanes-Oxley breeds board concerns Boulder County Business Report, September 17, 2004, Vol. 23, No. 20; Pg. 17; ISSN: 1528-6320, 1132 words, Clucas, David
4	North Texas law firm joins corporate-audit chase Knight Ridder Tribune Business News, December 9, 2004, Pg. 1, 540 words, Fuquay, Jim
5	Small banks say Sarbanes-Oxley a burden Fairfield County Business Journal, April 18, 2005, Vol. 44, No. 16; Pg. 21; ISSN: 0898-9818, 393 words, Toth, David

Nexis® Start | Project: None | Preferences | Sign Out | Contact Us | Help

Easy Search - News | > (SARBANES OXLEY) (990) > Document (1/990)

Search Sources History & Alerts Results

View Full with Indexing Narrow Search 1 of 990 Next Steps Edit Search

SARBANES-OXLEY REDUX Consulting to Ma...

Consulting to Management
Dec 2005

SARBANES-OXLEY REDUX

BYLINE: Zabrosky, Alex W

SECTION: Pg. 45 Vol. 16 No. 4 ISSN: 1530-0153

LENGTH: 905 words

Hard to believe, but Americans in effect are into the third year of **Sarbanes-Oxley**. Consultants who got on the **Sarbanes-Oxley** bandwagon are richer. **Sarbanes-Oxley** will continue to be a watchword for the next several years. The first full year of compliance was one of hand-wringing and pulling one's hair out as a result of unclear and sometimes conflicting requirements. Most of the opportunity for consultants in the **Sarbanes-Oxley** public company arena has been taken up by those consultants who were quick enough to recognize the opportunity. Overall, there will not be any significant changes in the law, but issues relating to governance structure and process will continue to calm down. As a management consultant, you need to be aware of its requirements.

FULL TEXT:
INDEXED UNDER:
Sarbanes-Oxley Act; Consulting opportunities

JD: 'THE SARBANES-OXLEY ACT DESERVES PROTECTION'
2005 Wednesday, 406 words, US Fed News
>); BANKING & FINANCE ...

3. Below the full document image, you will see the relevant terms grouped together under Company, Subject, Geography and Industry.
4. You can select from any of these categories to narrow your search results.

5. Within your current results, the search locates other documents that match the terms you've selected.

Nexis® Start | Project: None | Preferences | Sign Out | Contact Us | Help

Easy Search - News | > (SARBANES OXLEY) (990) > Document (1/990)

Search Sources History & Alerts Results

View Full with Indexing Narrow Search 1 of 990 Next Steps Edit Search

SARBANES-OXLEY REDUX Consulting to Ma...

Sarbanes-Oxley arguably-and convincingly-sets a common-law standard for the behavior of private companies and not-for-profits.

ALEX W. ZABROSKY (azabrosky@gcd.com) is a partner in the Chicago office of the law/ firm Gardner Carton & Douglas LLP. He is head of the firm's Consultancy Law Practice Group.

Find Documents with Similar Topics

Below are concepts discussed in this document. Select terms of interest and either modify your search or narrow the current results set

Company	Subject	Geography
<input type="checkbox"/> PUBLIC CO FOR GARMENTS	<input type="checkbox"/> SARBANES OXLEY ACT	<input type="checkbox"/> NORTH AMERICA
<input type="checkbox"/> CONSULTING SERVICES	<input type="checkbox"/> BANKING & FINANCE REGULATION	<input type="checkbox"/> UNITED STATES
<input type="checkbox"/> BANKING & FINANCE REGULATION	<input type="checkbox"/> FINANCIAL CRIME COUNTERMEASURES	
	<input type="checkbox"/> REGULATORY COMPLIANCE	

Modify Search with Selections OR Narrow Search with Index Terms Clear Selections

Show Major and Minor Index Terms Show Relevancy Scores

SUBJECT: CONSULTING SERVICES (91%); **SARBANES OXLEY ACT** (91%); BANKING & FINANCE REGULATION (90%); FINANCIAL CRIME COUNTERMEASURES (90%); REGULATORY COMPLIANCE (90%); LEGISLATION (78%); FINANCIAL PLANNING (78%); ACCOUNTING (78%); NONPROFIT ORGANIZATIONS (76%); CORPORATE GOVERNANCE (75%); TAXES & TAXATION (72%); CRIME PREVENTION (68%); TAX LAW (65%); TAX EXEMPTIONS (60%) 9190 United States; 9550 Public sector organizations; 8310 Consultants; 4320 Legislation; Public Company Accounting Reform & Investor Protection Act 2002-US; Management consultants; Corporate governance; Public companies;

Hits: 23

Result Groups

Result Groups are a new feature of **Nexis**. Through Result Groups, your search can be classified by geography, industry, language or publication type. The result groups are always displayed with the category having the highest number of results first.

The top screenshot shows the Nexis search results page for the query '(sarbanes oxley) (990)'. The interface includes a search bar, navigation tabs (Search, Sources, History & Alerts), and a 'Result Groups' sidebar on the left. The sidebar lists various categories such as 'Newsires & Press Releases (318)', 'Newspapers (242)', 'Industry Trade Press (212)', 'Aggregate News Sources (188)', 'Magazines & Journals (130)', 'Legal News (101)', 'Newsletters (78)', 'Web-based Publications (24)', 'News Transcripts (21)', 'Scientific Materials (17)', 'Industry Directories & Profiles (1)', 'Law Reviews & Journals (1)', and 'News (1)'. The main results area shows a list of results, with the first result titled 'SARBANES-OXLEY REDUX' and a snippet of text.

The bottom screenshot shows a detailed view of a document titled 'Sarbanes-Oxley box: Corporate governance legislation has proven costly and of benefit mainly to the auditing profession. It will never be judged a good buy'. The document is from the National Post's Financial Post & FP Investing (Canada), dated March 3, 2006 Friday, National Edition. The byline is James McConvill, Financial Post. The section is FINANCIAL POST: COMMENT; Pg. FP15. The length is 751 words. The text discusses the Sarbanes-Oxley Act, the package of corporate governance mandates for U.S. public corporations introduced in response to the collapse of Enron and WorldCom, and its impact on the auditing profession.

As a default, all results will be classified as publication type.

If documents in your results set are indexed via LexisNexis SmartIndexing Technology terms, additional groups may be available.

All NEWS and most COMPANY documents have indexing applied.

Publication types can expand to individual publications.

History & Alerts

Saved Searches

Click on **Recent Searches** and then **Recent Documents**.

The new **Nexis** service will automatically save all searches for up to 1 week, or up to 100 searches. **Nexis** will also save all retrieved documents for up to 48 hours from the time the document was last accessed.

You may also elect to save a search that you like—just click on **Save Search** on Power Search and most other search forms. Just enter an appropriate name for the search and save it. The search will be saved on the **Saved Searches** tab. And you can save up to 100 searches and they will remain until you delete them. You can also set up a saved search to run automatically on a schedule.

Note: Other search forms including *NEWS, COMPANY DOSSIER, INDUSTRY DOSSIER, LEGAL, etc.* found in the previous version of **Nexis** are still available. You may determine which search forms apply to your area of interest by reviewing the tabs along the top of your query form as well as on the right navigation bar.

Nexis® Start | Project: Wharf Company | Preferences | Admin | Sign Out | Contact Us | Help

Search Sources Research Manager
History Saved Searches Alerts

Recent Searches Recent Documents History [Make This My Start Page ?](#)

Each search you have run over the past seven days is listed below (up to a limit of 100 searches). You may run, edit, or delete any Recent Search.

<input type="checkbox"/>	Name	Viewed	Time	Results	Run	Edit	Schedule as...
<input type="checkbox"/>	1. Search Form - Source Name(s) > Query String	01/03/04	10:43	13	* Run	Edit	Alert
<input type="checkbox"/>	2. Search Form - Source Name(s) > Query String	02/29/04	12:57	15	* Run	Edit	Alert
<input type="checkbox"/>	3. Search Form - Source Name(s) > Query String	02/21/04	09:27	>3000	Run	Edit	Alert
<input type="checkbox"/>	4. Search Form - Source Name(s) > Query String	02/20/04	10:23	97	* Run	Edit	Alert
<input type="checkbox"/>	6. Search Form - Source Name(s) > Query String	02/18/04	16:03	>3000	Run	Edit	Alert
<input type="checkbox"/>	7. Search Form - Source Name(s) > Query String	02/18/04	15:47	65	Run	Edit	Alert
<input type="checkbox"/>	9. Search Form - Source Name(s) > Query String	02/17/04	14:23	472	Run	Edit	Alert

About LexisNexis | Terms and Conditions | My ID
Copyright© 2006 LexisNexis®. All rights reserved.

Delete Selections 1 2 3 4 5 6 7 8 9 10

If you are interrupted in the middle of research, or just forget to save a search that you like, Nexis will save it for you. If you forget to download or print a relevant document, Nexis will save it for you.

Save Search

To save a search as a Saved Search, enter a name then click on "Save". Or, to save it as a Scheduled Search (Alert), enter a name, select the tick-box, then set a Schedule and Delivery Options.

Save As

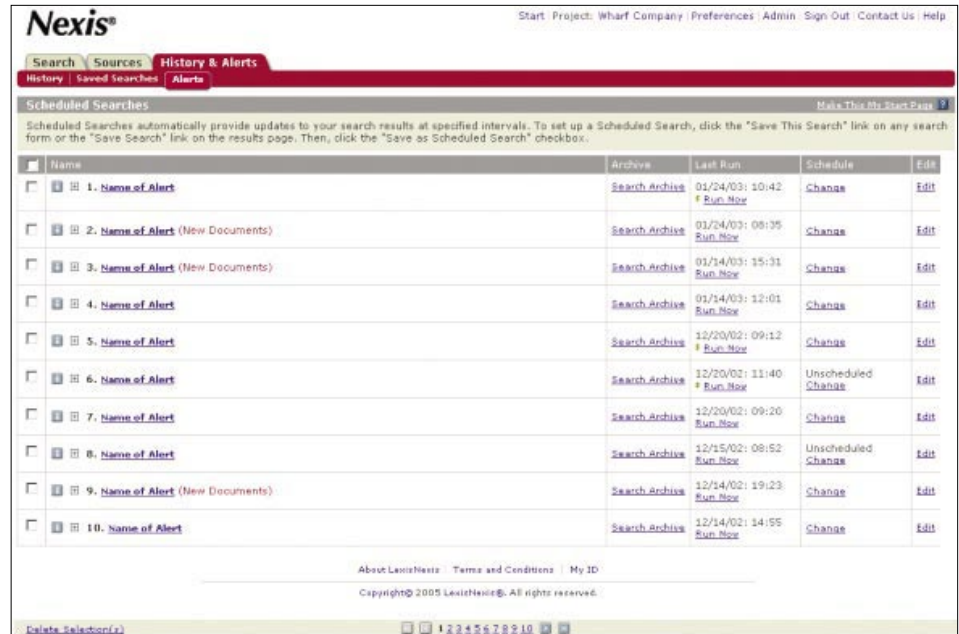
Specify Project ID None [Change Project ID...](#)

Save as an Alert (Scheduled Search)
Scheduled Searches provide you with automatic updates to your search results at specified intervals. Click on the Alerts tab to view a list of your Scheduled Searches.

Alerts

An alert (formerly known as Personal News) is a search that updates on a schedule you choose: daily, several times a day, weekly or monthly.

Scheduled searches are found on the Alerts tab. Simply click on the **Alert icon** or **Alerts tab** to set up a scheduled search as an alert. You can set up unlimited alerts.



From this tab it's easy to see all searches, change the alert schedule, view the archive of the scheduled search, change the search, or run the search ad hoc outside of the alert schedule.

Delivery Options

You can deliver your results in several ways: download to a file, deliver via email, or print to an attached printer. When you click on an icon on the results page, a form appears where you can format your results delivery.

- Download options allow you to save the file in an HTML, Word, or RTF format.
- E-mail options allow you to send the documents to three e-mail addresses as inline text or attachments
- Print options include adding a brief note, cover or end page, document views and font options.

